



Executors and Asynchronous Operations

<http://chriskohlhoff.github.io/executors/>



+ Using the executors library:
a two minute introduction



Run a function
asynchronously.

```
#include <experimental/executor>
```

3

```
using std::experimental::post;
```

```
int main()
{
    post([]{
        // ...
    });
}
```



Run a function
asynchronously on
your own thread pool.

```
#include <experimental/executor>
#include <experimental/thread_pool>
```

4

```
using std::experimental::post;
using std::experimental::thread_pool;
```

```
int main()
{
    thread_pool pool;

    post(pool, []{
        // ...
    });

    pool.join();
}
```



Run a function
asynchronously.
Wait for the result.

```
#include <experimental/executor>
#include <experimental/future>
#include <iostream>
```

```
using std::experimental::post;
using std::experimental::package;
```

```
int main()
{
    std::future<int> f =
        post(package([]{
            // ...
            return 42;
        })));

    std::cout << f.get() << std::endl;
}
```



Run a function
asynchronously on
your own thread pool.
Wait for the result.

```
#include <experimental/executor>
#include <experimental/future>
#include <experimental/thread_pool>
#include <iostream>

using std::experimental::post;
using std::experimental::package;
using std::experimental::thread_pool;

int main()
{
    thread_pool pool;

    std::future<int> f =
        post(pool, package([]{
            // ...
            return 42;
        }));

    std::cout << f.get() << std::endl;
}
```



Run a function in the future.
Wait for the result.

```
#include <experimental/executor>
#include <experimental/future>
#include <experimental/timer>
#include <iostream>

using std::experimental::post_after;
using std::experimental::package;

int main()
{
    std::future<int> f =
        post_after(
            std::chrono::seconds(1),
            package([]{
                // ...
                return 42;
            }));

    std::cout << f.get() << std::endl;
}
```



The vocabulary

+ Executor

Executors are to function execution as allocators are to memory allocation

- An executor is a set of rules governing where, when and how to run a function object.
- Like allocators, executors are lightweight and cheap to copy.
- Examples:
 - The system executor
 - A strand



Execution context

- An execution context is a place where function objects are executed.
- Examples:
 - A fixed-size thread pool
 - A loop scheduler
 - An `asio::io_service`
 - The set of all threads in the process

+ Example: a thread pool

- A thread pool *is* an execution context.
- A thread pool *has* an executor.
- A thread pool's executor embodies this rule:

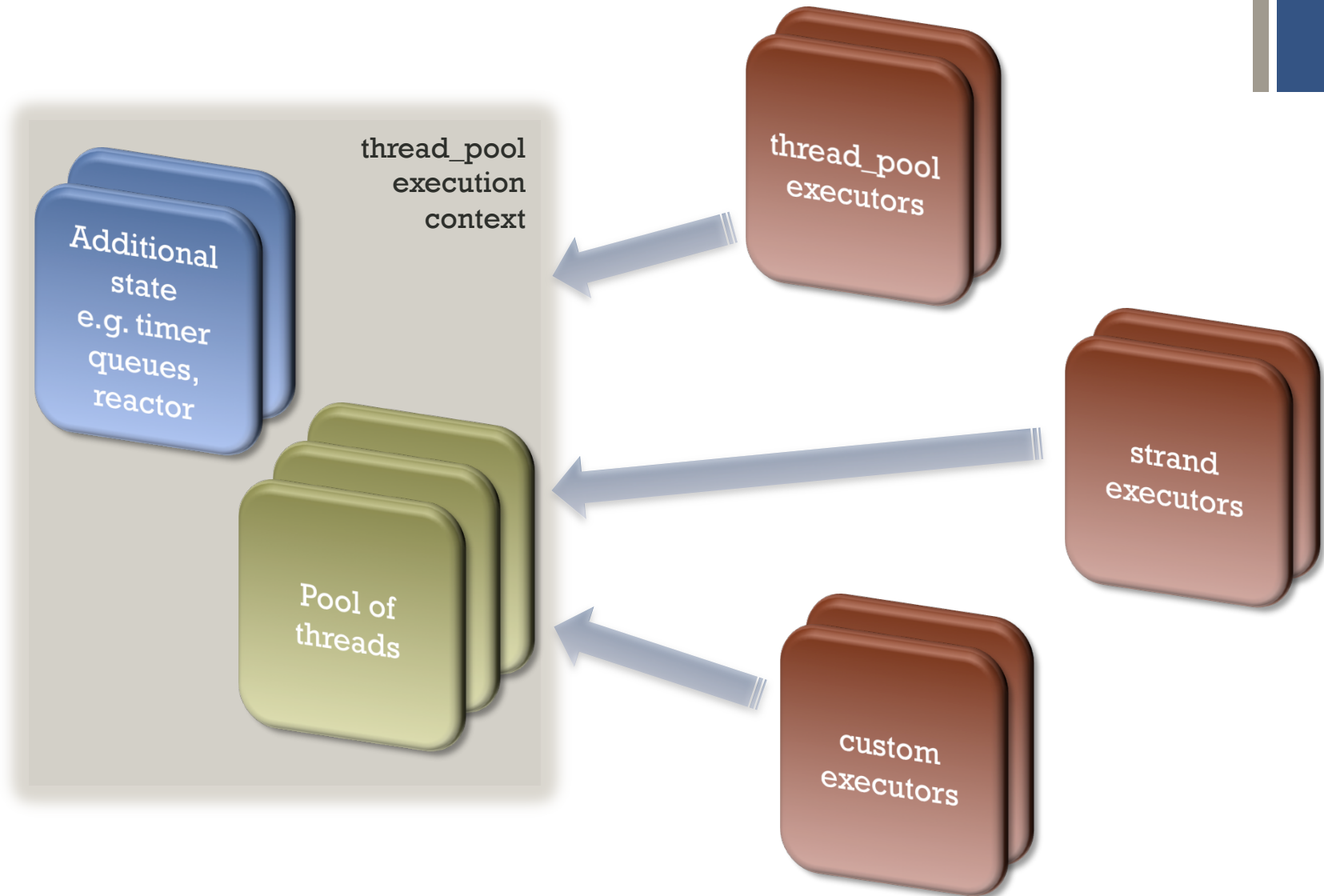
Run function objects *in the pool and nowhere else*.

+ Example: a strand

- A strand *is* an executor.
- A strand is an adapter for an underlying executor.
- A strand embodies this rule:

Run function objects according to the underlying executor's rules, but also run them *in FIFO order and not concurrently*.

+ Execution contexts and executors



+ Execution contexts and executors

Execution contexts

- Usually long lived.
- Non-copyable.
- May contain additional state.
 - Timer queues.
 - Socket reactors.
 - Hidden threads to emulate asynchronous functionality.

Executors

- May be long or short lived.
- Lightweight and copyable.
- May be customized on a fine-grained basis.
 - Example: an executor to capture exceptions generated by an asynchronous operation into an `exception_ptr`.

+ Dispatch, post and defer

- The three fundamental operations for submitting function objects for execution.
- They differ in the level of eagerness to execute a function.
- May be used to submit function objects to an executor or an execution context.

+ Dispatch

- Run the function object immediately if the rules allow it.
- Otherwise, submit for later execution.
- Example: a thread pool
 - Rule: run function objects *in the pool and nowhere else*.
 - If we are on a thread in the pool, run the function object immediately.
 - If we are *not* on a thread in the pool, queue the function object for later and wake up a thread to process it.

+ Post

- Submit the function for later execution.
- Never run the function object immediately.
- Example: a thread pool
 - Whether or not we are on a thread in the pool, queue the function object for later and wake up a thread to process it.

+ Defer

- Submit the function for later execution.
- Never run the function immediately.
- Implies a continuation relationship between caller and function object.
- Example: a thread pool
 - If we are *not* on a thread in the pool, queue the function object for later and wake up a thread to process it.
 - If we are on a thread in the pool, queue the function object for later, but don't wake up a thread to process it until control returns to the pool.

+ Use case #1:
replacing `std::async`

+ A replacement for `std::async`

- With `std::async` we can submit a function object that runs in a different thread.

```
std::future<int> f = std::async([]{  
    // ...  
    return 42;  
}));  
  
int i = f.get();
```

- The equivalent is to post a packaged task.

```
std::future<int> f = post(  
    package([]{  
        // ...  
        return 42;  
}));
```

+ Collecting the function result

- We can package and post a function with any return type.

```
std::future<std::string> f = std::async([]{  
    // ...  
    return "hello"s;  
}));  
  
std::string s = f.get();
```

- This includes functions that just return void.

```
std::future<void> f = post(  
    package([]{  
        // ...  
    }));  
  
f.get();
```

+ Using packaged_task

- The package function creates a packaged_task.
- We can also post a packaged_task directly. If so, we must explicitly specify the call signature.

```
std::future<int> f = post(
    std::packaged_task<int()>(
        []{
            // ...
            return 42;
        }));

int i = f.get();
```

+ Using function objects

- Any 0-argument function object can be submitted using `post`.
- Example: lambdas

```
post([]{  
    // ...  
});
```

- Example: functions

```
void do_something();  
  
post(&do_something);
```

+ Using function objects

- Example: function object binders

```
post(std::bind(&my_class::my_function, this));
```

- Example: hand-rolled function objects

```
struct my_function {  
    void operator()() {  
        // ...  
    }  
};
```

```
post(my_function());
```


+ The system executor

- By default, the post function submits function objects to the system executor.
- The system executor represents the set of all threads in the process.
- The system executor embodies this rule:

Function objects are allowed to run on *any thread in the system*.

- Like `std::async`, the system executor can automatically allocate threads to run function objects that are submitted to it.

+ Using a thread pool

- Unlike `std::async`, with `post` we can specify that the function object be run on a particular executor or execution context.

```
thread_pool pool;  
  
std::future<int> f = post(pool,  
    package([]{  
        // ...  
        return 42;  
    }));
```

- If the thread pool is stopped, any queued function objects will be abandoned.

```
pool.stop();  
pool.join();
```



+ Use case #2:
active objects

+ Active objects

- In the Active Object design pattern, all operations associated with an object are run in its own private thread.
- To implement an active object, use a class member that is a thread pool containing a single thread.

```
class bank_account {  
    int balance_ = 0;  
    thread_pool pool_{1};  
    // ...  
};
```

+ Active object operations

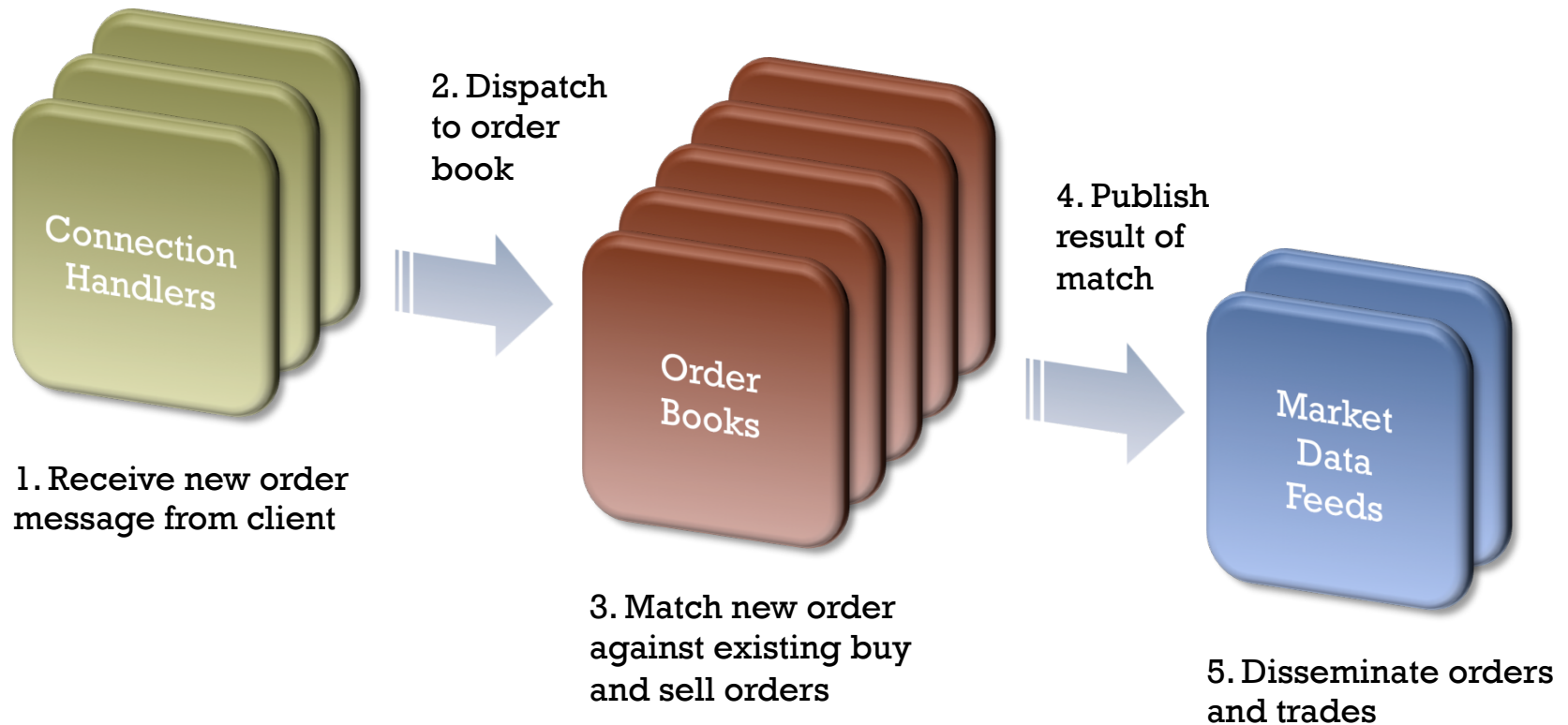
- An active object operation involves three steps.
 - Package the body of the operation .
 - Post the package to the thread pool.
 - Use a future to wait for the operation to complete.

```
class bank_account {  
    // ...  
    void deposit(int amount) {  
        post(pool_,  
            package([]{  
                balance_ += amount;  
            })).get();  
    }  
};
```



+ Use case #3: parallelism in application data flow

+ Design of a simple trading system



+ 1. Connection handler

- A connection handler is responsible for receiving messages from a client.
- Uses a thread pool to implement the Leader/Followers design pattern.
 - A leader thread waits for the next message.
 - A new message arrives. The leader thread promotes a follower to become the new leader.
 - The former leader processes the message.
 - The former leader returns to the pool as a follower thread.

+ 1. Connection handler

■ Leader/Followers implementation:

```
void connection_handler::receive_and_dispatch()
{
    // wait until a new message is received.
    char buffer[1024];
    std::size_t length = socket_.receive(buffer, sizeof(buffer));

    // wake another thread to wait for new messages.
    std::experimental::post(thread_pool_,
        [this]{ receive_and_dispatch(); });

    // Process the new message and pass it to the order management bus.
    std::istringstream is(std::string(buffer, length));
    order_management::new_order event;
    if (is >> event)
        order_management_bus_.dispatch_event(event);
}
```

+ 2. Order management bus

- Passes new messages to the appropriate order book.
- Order books are subscribed to the bus only during program start. No synchronization is required to dispatch an event.

```
void order_management_bus::dispatch_event(  
    order_management::new_order o)  
{  
    auto iter = books_.find(o.symbol);  
    if (iter != books_.end())  
        iter->second->handle_event(o);  
}
```



3. Order book

- An order book maintains the open buy and sell orders for a given stock, such as GOOG or MSFT.
- An incoming order triggers a search for matching orders.
- For each matching order found, the order book creates one or more trades.
- Any left over quantity on the incoming order is added to the book.



3. Order book

- New orders must be processed atomically and in FIFO order.
- To meet these requirements, we combine three components:
 - The system executor
 - A strand
 - The dispatch function

```
class price_time_order_book : public order_book
{
    std::experimental::strand<std::experimental::system_executor> strand_;
    // ...
};

void price_time_order_book::handle_event(order_management::new_order o)
{
    std::experimental::dispatch(strand_, [=]{ process_new_order(o); });
}
```

+ 3. Order book

- A `system_executor` embodies this rule:

Function objects are allowed to run on *any thread in the system*.

- A strand embodies this rule:

Run function objects according to the underlying executor's rules, but also run them *in FIFO order and not concurrently*.

- The dispatch function says:

- Run the function object immediately *if the rules allow it*.
- Otherwise, submit for later execution.



3. Order book

- Thus, the combination of `system_executor`, `strand` and `dispatch...`

```
std::experimental::dispatch(strand_, [=]{ process_new_order(o); });
```

- means:

If the strand is not busy, run `process_new_order` immediately.

- If there is no contention on the strand, latency is minimized.
- If there is contention, the strand in any case ensures that `process_new_order` is never run concurrently.
- Distinct order books can still process orders in parallel.

+ 4. Market data bus

- Passes the result of a match to the market data feeds for dissemination.
- Feeds are subscribed to the bus only during program start. No synchronization is required to dispatch an event.

```
void market_data_bus::dispatch_event(market_data::new_order o)
{
    for (auto& f: feeds_)
        f->handle_event(o);
}
```

```
void market_data_bus::dispatch_event(market_data::trade t)
{
    for (auto& f: feeds_)
        f->handle_event(t);
}
```

+ 5. Market data feed

- Sends messages to subscribers, e.g. using UDP multicast.
- Messages must be processed atomically and in FIFO order.
- Uses `system_executor`, `strand` and `dispatch`.

```
void market_by_order::handle_event(market_data::new_order o)
{
    std::experimental::dispatch(strand_,
        [=]() mutable
        {
            o.sequence_number = next_sequence_number_++;
            std::ostringstream os;
            os << o;
            std::string msg = os.str();
            socket_.send(msg.data(), msg.length());
        });
}
```


+ 5. Market data feed

- Sends a heartbeat once a second.

```
void market_by_order::send_heartbeat()
{
    market_data::heartbeat h;
    h.sequence_number = next_sequence_number_;
    h.time = std::time(nullptr);

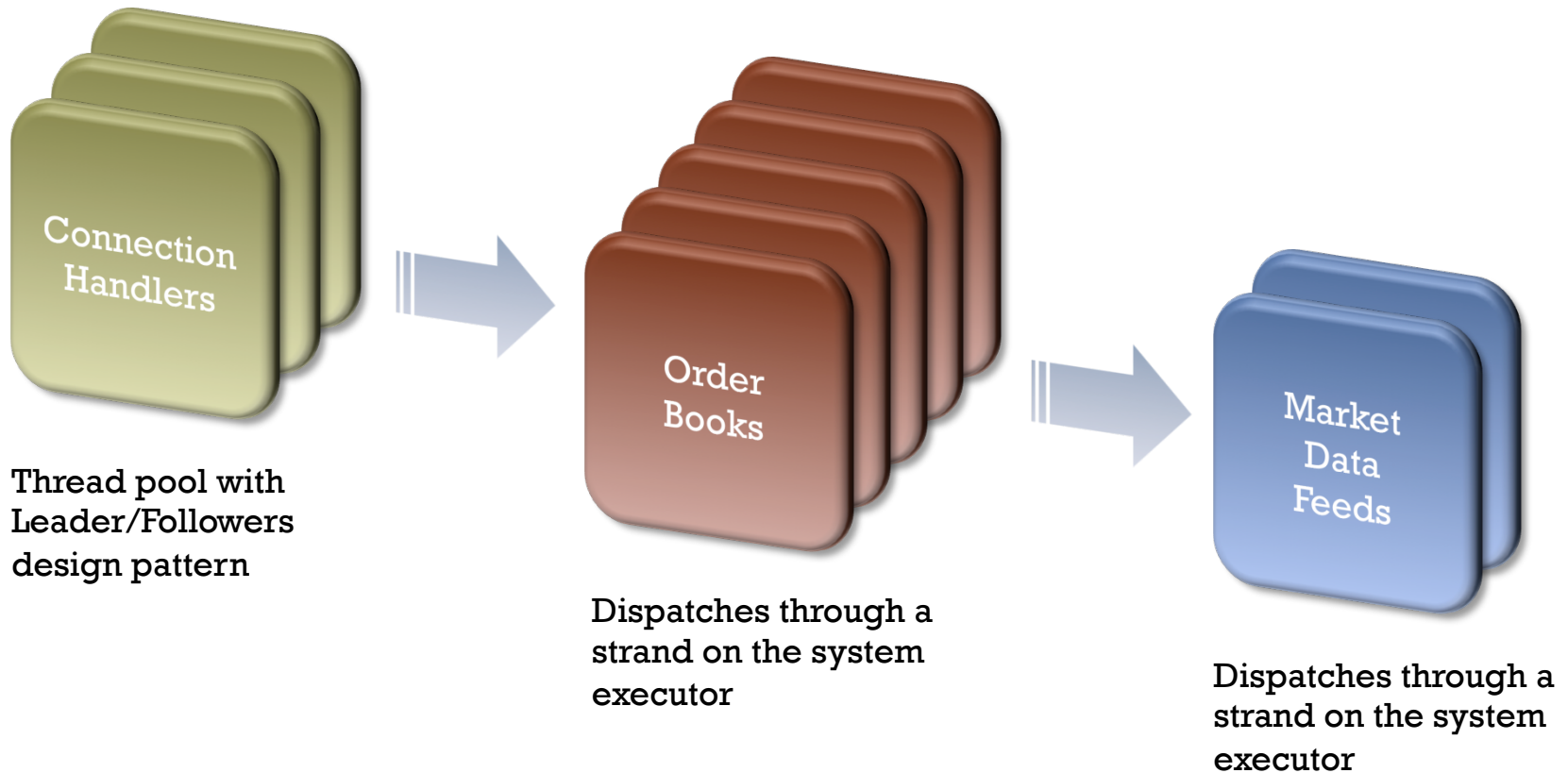
    std::ostringstream os;
    os << h;
    std::string msg = os.str();

    socket_.send(msg.data(), msg.length());

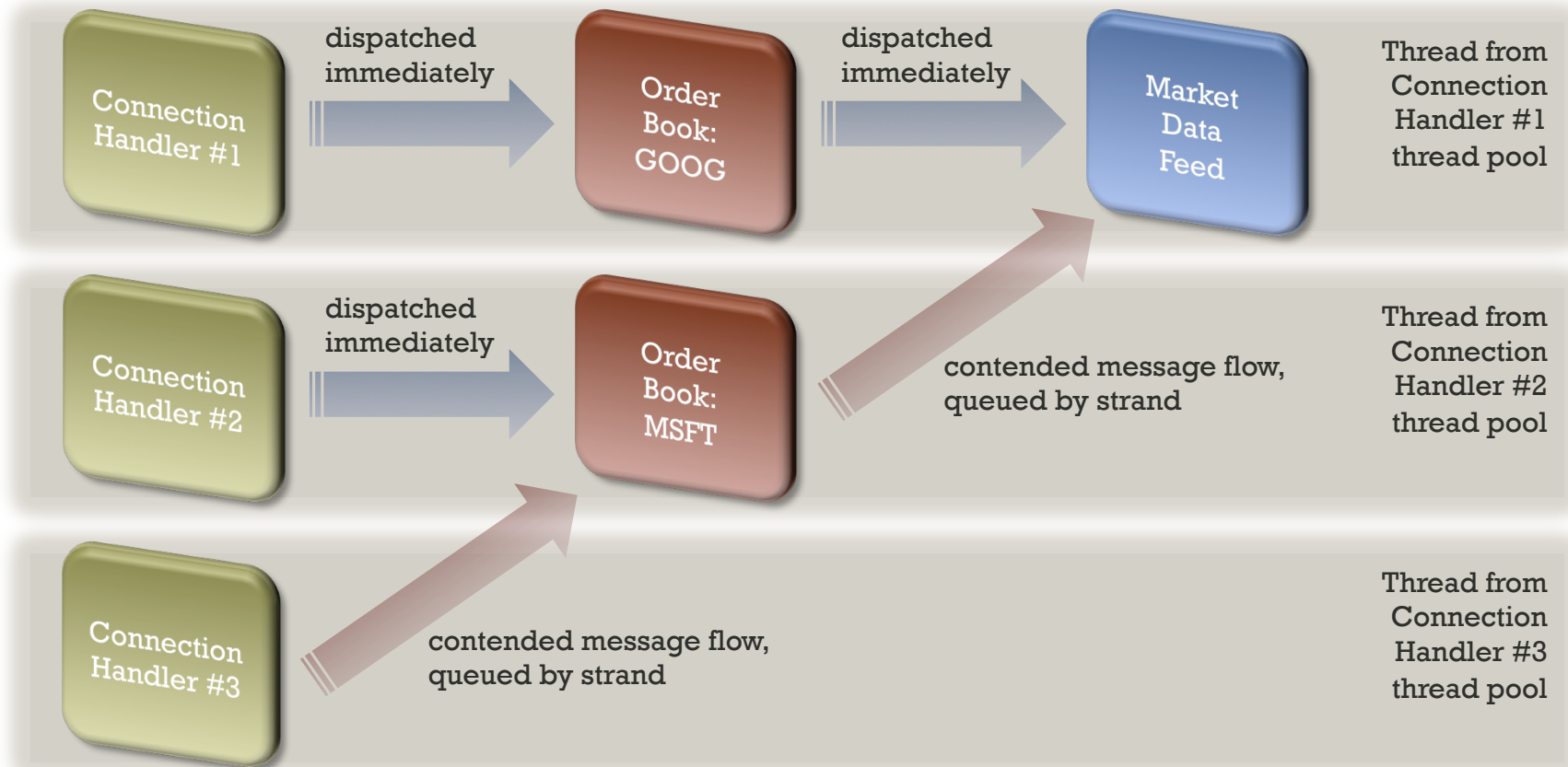
    std::experimental::defer_after(std::chrono::seconds(1),
        strand_, [this]{ send_heartbeat(); });
}
```


- Uses a defer operation since the submitted function object represents a continuation of the caller.

+ Trading system design summary



+ Example: flow of three simultaneously arriving orders






+ Use case #4:
asynchronous operations

+ Chains of asynchronous operations

- Asynchronous operations are often chained.



```
void connection::do_read()
{
    socket_.async_read_some(in_buffer_,
        [this](error_code ec, size_t n)
        {
            // ... process input data ...
            if (!ec) do_read();
        });
}
```

+ Chains of asynchronous operations

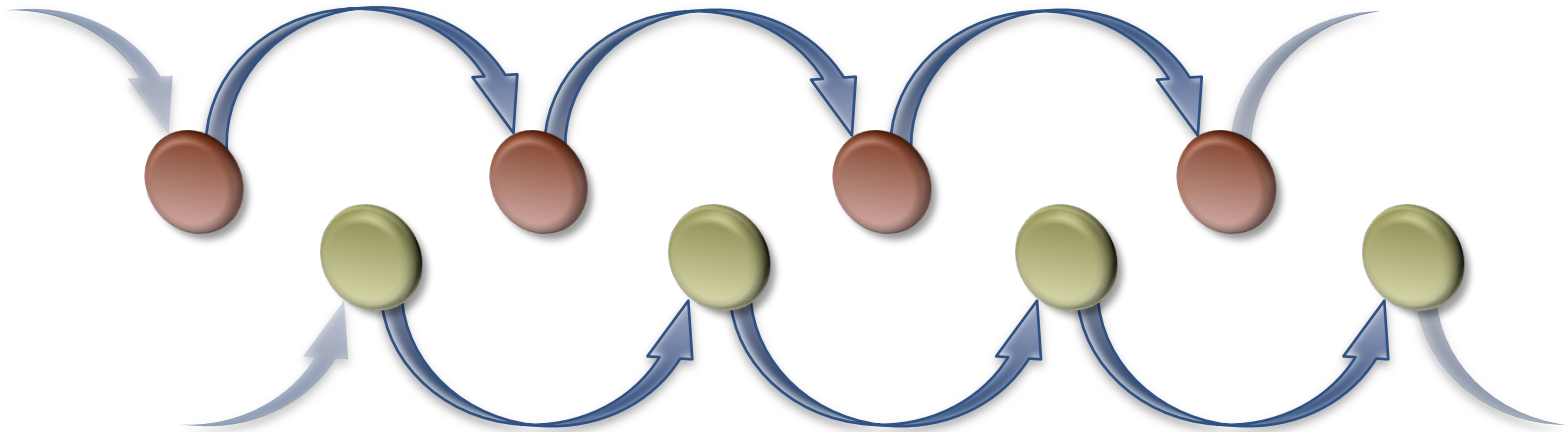
- And in many cases an object will have more than one chain.



```
void connection::do_write()
{
    // ... generate output data ...
    async_write(socket_, out_buffer_,
        [this](error_code ec, size_t n)
        {
            if (!ec) do_write();
        });
}
```

+ Coordinating multiple chains

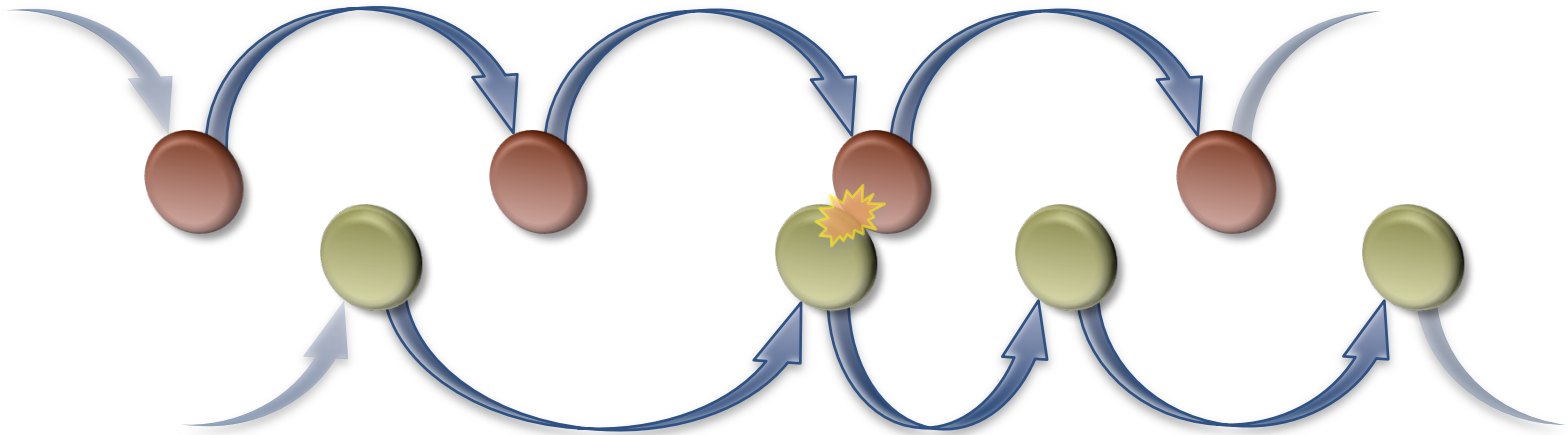
- With a single-threaded event loop, only one handler can execute at a time.



- No synchronization is required to protect shared data.

+ Coordinating multiple chains

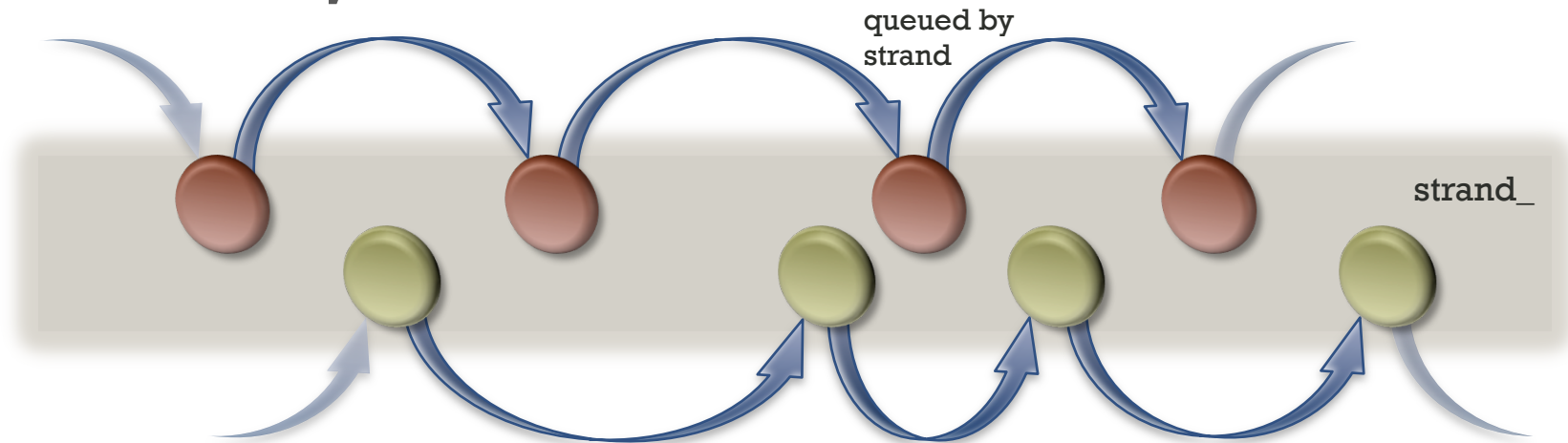
- However, if we choose to execute the completion handlers on a thread pool ...



- ... we may introduce data races.

+ Coordinating chains using a strand

- A strand ensures that completion handlers never execute concurrently.



- Explicit synchronization is still not required to protect shared data.

+ Coordinating chains using a strand

- To implement this, we use a single strand for all asynchronous operations associated with an object.

```
void connection::do_read()
{
    socket_.async_read_some(in_buffer_,
        wrap(strand_, [this](error_code ec, size_t n)
            {
                // ... process input data ...
                if (!ec) do_read();
            }));
}
```

- The wrap function is used to associate an executor with an object.
 - In this example, we associate the strand with the lambda.

+ Coordinating chains using other executor types

- The wrap function works with any executor or execution context.

```
void connection::do_read()
{
    socket_.async_read_some(in_buffer_,
        wrap(pool_, [this](error_code ec, size_t n)
            {
                // ... process input data ...
                if (!ec) do_read();
            }));
}
```

- Here we are associating a thread pool with the lambda.

+ The associated executor

- Rather than using the wrap function, the associated executor can be manually specified.
 - Provide a nested `executor_type` typedef and a `get_executor` member function.
- Example: hand-rolled function object

```
struct my_function {
    typedef system_executor executor_type;

    executor_type get_executor() const noexcept {
        return system_executor();
    }

    void operator()() { ... }
};
```

+ Executor-aware asynchronous operations

- For this to work correctly, an asynchronous operation must participate in an executor-aware model.
- An executor-aware asynchronous operation must:
 - Ask the completion handler for its associated executor.
 - While pending, maintain an `executor_work` object for the associated executor.
 - Tells the executor to expect a function object in the future.
 - Example: tells a thread pool to keep running.
 - Dispatch, post or defer any intermediate handlers, and the final completion handler, through the associated executor.
 - Ensures handlers are executed according to the rules.
 - Example: execute all handlers within the same strand.

+ Example: an executor-aware asynchronous file read

- Asynchronously read a line from a file and pass the string to the handler.

```
template <class Handler>
void async_getline(std::istream& is, Handler handler)
{
    // Create executor_work for the handler's associated executor.
    auto work = make_work(handler);

    post([&is, work, handler=std::move(handler)]() mutable {
        std::string line;
        std::getline(is, line);

        // Pass the result to the handler, via the associated executor.
        dispatch(work.get_executor(),
            [line=std::move(line), handler=std::move(handler)]() mutable {
                handler(std::move(line));
            });
    });
}
```

+ Composing executor-aware asynchronous operations

- When composing asynchronous operations, intermediate operations can simply reuse the associated executor of the final handler.

```
template <class Handler>
void async_getlines(std::istream& is, std::string init, Handler handler)
{
    // Get the final handler's associated executor.
    auto ex = get_associated_executor(handler);

    // Use the associated executor for each operation in the composition.
    async_getline(is,
        wrap(ex, [&is, lines=std::move(init), handler=std::move(handler)]
            (std::string line) mutable
            {
                if (line.empty())
                    handler(lines);
                else
                    async_getlines(is, lines + line + "\n", std::move(handler));
            }
        ));
}
```

+ The executors library and asynchronous operations

- Executors and execution contexts are key parts of an asynchronous model.
- The functions provided by the executors library ...
 - `dispatch`, `post`, `defer`
 - `dispatch_at`, `post_at`, `defer_at`
 - `dispatch_after`, `post_after`, `defer_after`
- ... are really just executor-aware asynchronous operations.



+ Summary of executors
library key features

+ Type traits

- Class template `handler_type`
 - Transforms a completion token into a completion handler.
- Class template `async_result`
 - Determines the result of an asynchronous operation's initiating function.
- Class template `async_completion`
 - Helper to simplify implementation of an asynchronous operation.

+ Memory

- Class template `associated_allocator`
 - Used to determine a handler's associated allocator.
- Function `get_associated_allocator`.
 - Obtain a handler's associated allocator.

+ Executors

- Class template `execution_context`
 - Base class for execution context types.
- Class template `associated_executor`
 - Used to determine a handler's associated executor.
- Function `get_associated_executor`
 - Obtain a handler's associated executor.
- Class template `executor_wrapper`
 - Associates an executor with an object.
- Function `wrap`
 - Associate an executor with an object.

+ Executors

- Class template `executor_work`
 - Tracks outstanding work against an executor.
- Function `make_work`
 - Create work to track an outstanding operation.
- Class `system_executor`
 - Executor representing all threads in system.
- Class `executor`
 - Polymorphic wrapper for executors.

+ Executors

- Functions dispatch, post and defer
 - Execute a function object.
- Class template strand
 - Executor adapter than runs function objects non-concurrently and in FIFO order.

+ Timers

- Functions `dispatch_at`, `post_at` and `defer_at`
 - Execute a function at an absolute time.
- Functions `dispatch_after`, `post_after` and `defer_after`
 - Execute a function after a relative time.

+ Futures

- Class template specialization `async_result` for `packaged_task`
 - Supports use of `packaged_task` with `dispatch`, `post`, `defer`, etc.
- Class template `packaged_handler`
 - Implements lazy creation of a `packaged_task`.
- Class template `packaged_token`
 - Implements lazy creation of a `packaged_task`.
- Function package
 - Return a `packaged_token` for use with `dispatch`, `post`, `defer`, etc.

+ Execution contexts

- Class `thread_pool`
 - A fixed size thread pool.
- Class `loop_scheduler`
 - A thread pool where threads are explicitly donated by the caller.